



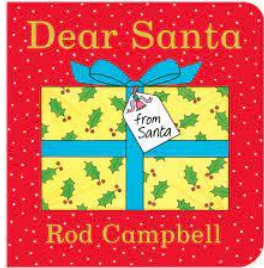


Autumn Term 1


KEY TEXT	KEY FOCUS	KEY VOCABULARY	PLOD	KEY QUESTIONS
 <p>Spot Goes to School Eric Hill</p>	<ul style="list-style-type: none"> -Separate from main - caregiver with support. -Explore the environment -Name a friend. -Name a staff member in the setting 	<p>School Nursery Friends Teachers names Mum, Dad</p>	<p>Recognising, Naming and matching colours.</p>	<ul style="list-style-type: none"> What animal is spot? Where has spot gone? What colour paint is spot using? What is my name? What is your name?
 <p>TOM FLETCHER <i>There's a</i> Monster IN YOUR BOOK</p>	<ul style="list-style-type: none"> -Identify own belongings. -Take control of own hygiene (e.g. going to the toilet independently or washing hands). Ring a ring a roses 	<p>Please Thankyou</p>	<p>Sorting and separating objects.</p> <p>Copy an AB pattern.</p>	<ul style="list-style-type: none"> Where has the monster gone? What can you see? What does the Monster look like? Does he look scary, happy? How do you know?


Autumn Term 2

KEY TEXT	KEY FOCUS	KEY VOCABULARY	PLOD	KEY QUESTIONS
 <p>By Bill Martin/Eric Carle</p>	<p>-Follow 'good listening' prompts when in small groups.</p> <p>-Waiting for a turn before speaking.</p> <p>-Turn pages in a book from left to right and hold the book the right way round.</p>	<p>Colours</p> <p>Animal names</p> <p>Diwali</p> <p>Bonfire night</p>	<p>Using the language of size.</p> <p>Adults show children the meter stick on the wall to look at height.</p> <p>Halloween</p> <p>Diwali 4/11</p> <p>Bonfire night</p> <p>Remembrance day</p> <p>Copies familiar expressions</p> <p>Environmental/ instrumental sound</p> <p>Nursery rhyme –</p>	<p>What can you see?</p> <p>Can you copy the actions?</p> <p>Can you join in with the story?</p>
 <p>By Nick Sharratt and Pippa Goodhart</p>	<p>- Take turns with support.</p> <p>-Using vocabulary to talk about emotions the boy and the bear might be feeling.</p>	<p>Family</p> <p>Friends</p> <p>Home</p> <p>Hungry</p> <p>Numerals 1- 5</p> <p>Language of size</p>	<p>Counting principles</p> <p>Sound walks</p> <p>Bug hunts</p> <p>Lots of modelling counting throughout the day</p> <p>Autumn activities</p> <p>Nursery rhyme – Twinkle twinkle star</p>	<p>Do you have a favourite teddy?</p> <p>What do you like about them?</p>
 <p>Rod Campbell</p>	<p>-Take turns with support</p> <p>-Makes a variety of marks and attempts to make different shapes.</p>	<p>Christmas, Santa, Present, letter, toys</p> <p>Numerals 1-5, 1-10</p>	<p>Comparing amount of objects.</p> <p>Listening and distinguishing different animal sounds.</p> <p>Hearing the sound their name starts with.</p> <p>Lots of modelling counting throughout the day.</p> <p>EAD Christmas activities</p>	<p>Who is Santa?</p> <p>Where does he live?</p> <p>What is he bringing to the children?</p>


			Body Percussion (phonics) Christmas songs.	
--	--	--	---	--




Spring Term 1

KEY TEXTS	KEY FOCUS	KEY VOCABULARY	PLOD	KEY QUESTIONS
	<p>-Play alongside another child.</p> <p>-Listen to advice and resolve conflicts.</p>	<p>Snow</p> <p>Grumpy</p> <p>Cold</p> <p>Excited</p>	<p>Understanding number 1</p> <p>Hear and identify the sound their name starts with.</p> <p>Nursery rhyme – Pat-a-cake</p>	<p>What do we need to wear when it's cold?</p> <p>What could we use to make a snow man?</p> <p>Why is the snowman happy?</p> <p>Where are Daddy pig's warm clothes?</p>



 <p>Nick Butterworth and Mick Inkpen Nick Butterworth</p>	<ul style="list-style-type: none"> -Begin to understand the importance for caring for any living thing. -Follow school rules. -Try new food 	<p>Beanstalk Growing Tall Short</p>	<p>Understanding number 3</p> <p>Imagining what could be at the top of our oak tree!</p> <p>Growing a bean</p> <p>Exploring different seed types</p> <p>Nursery rhyme – Baa baa black sheep.</p>	<p>What did Jasper grow? What did he use to grow the beanstalk?</p>
---	--	---	--	---

Spring Term 2



KEY TEXTS	KEY FOCUS	KEY VOCABULARY	PLOD	KEY QUESTIONS
 <p>By Margaret Mayo and Alex Ayliffe</p>	<ul style="list-style-type: none"> - Talk about different occupations e.g. a nurse helps people get better. -Follow school rules. -Following boundaries and keep self safe. 	<p>Emergency Ambulance/ paramedic Fire service/ fire fighter Police/ police officer Hospital</p>	<p>Understanding number 4</p>	<p>What does a Fire Fighter do? What does a Paramedic do? What does a police officer do? How do we call them if we need help?</p>
	<p>Play alongside another child.</p>	<p>Animal names Zoo</p>	<p>Understanding number 5 Listening and distinguishing different animal sounds.</p>	<p>What is your favourite animal? Why?</p>

 <p>Dear Zoo</p> <p>Rod Campbell</p> <p>By Jan Oke</p>	<p>-Listen to advice and resolve conflicts.</p>		<p>Hearing the sound their name starts with. Lots of modelling counting throughout the day.</p> <p>Mothers day 27/03/22</p> <p>Nursery rhyme – The wheels on the bus.</p>	<p>What did the boy keep in the end? Why did he keep it? Why did he not want to keep the lion?</p>
 <p>SHHH!</p> <p>A LIFT-THE-FLAP BOOK</p> <p>SALLY GRINDLEY and PETER UTTON</p> <p>By Sally Grindley and Peter Utton</p>	<p>-Showing acceptance of all people by developing friendships with their peers.</p>	<p>Giant castle</p>		<p>Why was the mouse being quiet? What happened when the giant woke up?</p>
 <p>JASPER'S BEANSTALK</p> <p>Nick Butterworth and Mick Inkpen</p> <p>David McKee</p>	<p>Pay attention when in a larger group for a short period of time.</p> <p>-Understand and respond to 'why' questions.</p>	<p>Lost, elephant, twins, excited, surprise</p>	<p>Understanding number 6</p> <p>Exploring different characters and their characteristics Good vs bad</p> <p>Easter story</p> <p>Nursery rhyme – Hop little bunnies.</p>	

Summer Term 1

KEY TEXTS	KEY FOCUS	KEY VOCABULARY	PLOD	KEY QUESTIONS
 <p>By Eric Carle</p>	<p>-Know about some key features of the life cycle of a plant or an animal.</p>	<p>Hungry Butterfly Caterpillar Names of fruits/vegetables</p>	<p>Naming Shapes. Watching chicks and caterpillars grow. Nursery rhyme – Its raining/it’s pouring.</p>	<p>Why was the caterpillar getting bigger? What was he eating? What did he turn into?</p>
 <p>Pat Hutchins</p>	<p>-Say who is in their family and understand that their parents / carers are older that they are.</p>	<p>Yard Hen Pond Haystack</p>	<p>Ordering my day Nursery rhyme – Humpty Dumpty</p>	<p>Did Rosie know the fox was there? Where did she walk? What happened to the fox?</p>

Summer Term 2

KEY TEXTS	KEY FOCUS	KEY VOCABULARY	PLOD	KEY QUESTIONS
<p>Rainbow fish By Giles Andreae</p> 	<p>Know that some animals live in different parts of the world (e.g. a whale lives in the sea).</p>	<p>Ocean Environment</p>	<p>Using the language of length and height.</p> <p>Nursery rhyme – Row Row Row your boat.</p>	<p>How can we look after our ocean? What lives in the ocean?</p>
 <p>By Claire Freedman and Ben Cort</p>	<p>-Pay attention when in a larger group for a short period of time.</p>	<p>Pirates Underpants Bloomers Washing line</p>	<p>Using the language of capacity. Fathers day 20/6/22</p> <p>Nursery rhyme – 5 little speckled frogs.</p>	<p>What pants can you see the pirates wearing? Where did the aliens get the pants from?</p>